Year 2 Subtraction			
Subtracting multiples of 10	Use known number bonds and unitising to subtract multiples of 10. 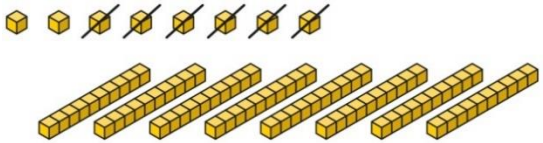 *8 subtract 6 is 2.* *So, 8 tens subtract 6 tens is 2 tens.*	Use known number bonds and unitising to subtract multiples of 10. 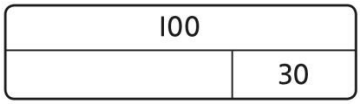 *10 − 3 = 7* *So, 10 tens subtract 3 tens is 7 tens.*	Use known number bonds and unitising to subtract multiples of 10. 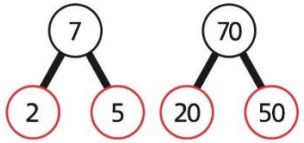 *7 tens subtract 5 tens is 2 tens.* *70 − 50 = 20*
Subtracting a single-digit number	Subtract the 1s. This may be done in or out of a place value grid. 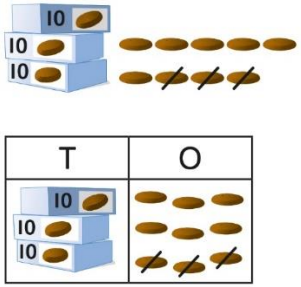 	Subtract the 1s. This may be done in or out of a place value grid. 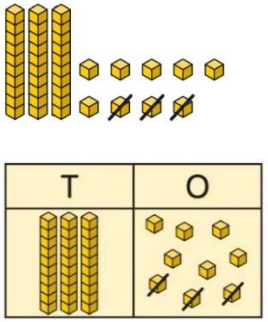 	Subtract the 1s. Understand the link between counting back and subtracting the 1s using known bonds. T O 3 9 − 3 3 6 *9 − 3 = 6* *39 − 3 = 36*
Subtracting a single-digit number bridging 10	Bridge 10 by using known bonds.  *35 − 6* *I took away 5 counters, then 1 more.*	Bridge 10 by using known bonds.  *35 − 6* *First, I will subtract 5, then 1.*	Bridge 10 by using known bonds. 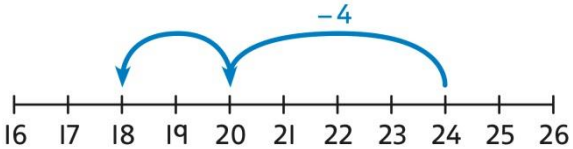 *24 − 6 = ?* *24 − 4 − 2 = ?*

Power Maths © Pearson 2019
Copying permitted for purchasing institution only. This material is not copyright free. Pearson is not responsible for the quality, accuracy or fitness for purpose of the materials contained in the Word files once edited.

Subtracting a single-digit number using exchange	Exchange 1 ten for 10 ones. This may be done in or out of a place value grid. 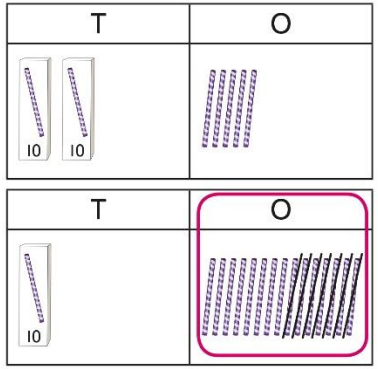 	Exchange 1 ten for 10 ones. 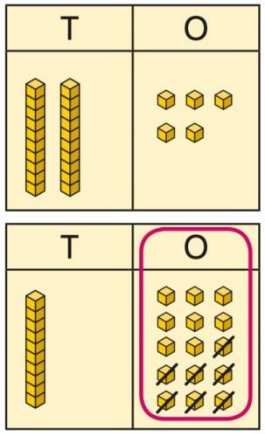 	Exchange 1 ten for 10 ones. 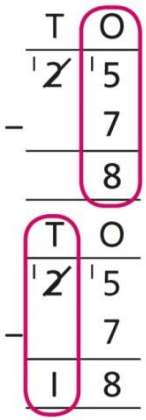 *25 − 7 = 18*
Subtracting a 2-digit number	Subtract by taking away. 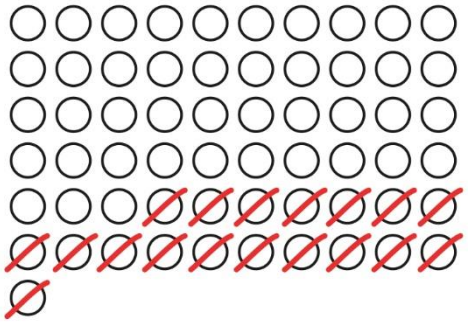 *61 − 18* *I took away 1 ten and 8 ones.*	Subtract the 10s and the 1s. This can be represented on a 100 square. 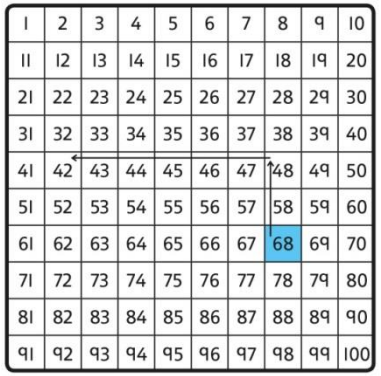 	Subtract the 10s and the 1s. This can be represented on a number line. 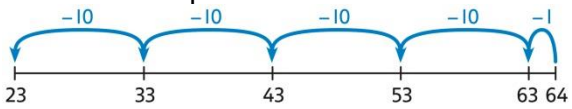 *64 − 41 = ?* *64 − 1 = 63* *63 − 40 = 23* *64 − 41 = 23* 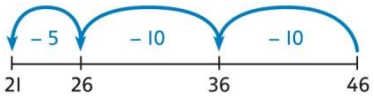 *46 − 20 = 26* *26 − 5 = 21* *46 − 25 = 21*

Power Maths © Pearson 2019
Copying permitted for purchasing institution only. This material is not copyright free. Pearson is not responsible for the quality, accuracy or fitness for purpose of the materials contained in the Word files once edited.

Subtracting a 2-digit number using place value and columns	Subtract the 1s. Then subtract the 10s. This may be done in or out of a place value grid. 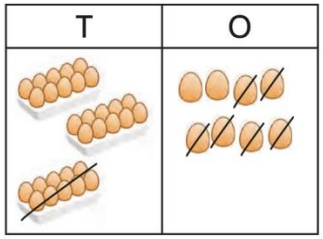 *38 − 16 = 22*	Subtract the 1s. Then subtract the 10s. 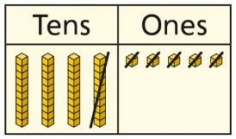 	Using column subtraction, subtract the 1s. Then subtract the 10s. T O 4 5 − 1 2 3 T O 4 5 − 1 2 3 3
Subtracting a 2-digit number with exchange		Exchange 1 ten for 10 ones. Then subtract the 1s. Then subtract the 10s. 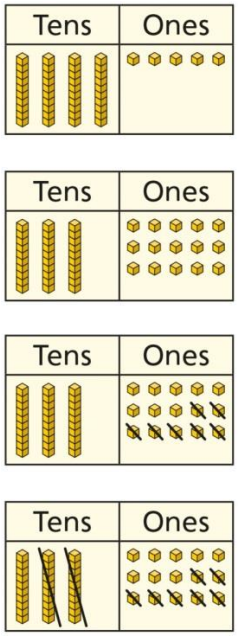 	Using column subtraction, exchange 1 ten for 10 ones. Then subtract the 1s. Then subtract the 10s. T O 4 5 − 2 7 T O 3 4 1 5 − 2 7 T O 3 4 1 5 − 2 7 8 T O 3 4 1 5 − 2 7 1 8

Power Maths © Pearson 2019
Copying permitted for purchasing institution only. This material is not copyright free. Pearson is not responsible for the quality, accuracy or fitness for purpose of the materials contained in the Word files once edited.

Power Maths © Pearson 2019
Copying permitted for purchasing institution only. This material is not copyright free. Pearson is not responsible for the quality, accuracy or fitness for purpose of the materials contained in the Word files once edited.